

K.N. GUTGUTIA & CO.

CHARTERED ACCOUNTANTS

NEW DELHI : KOLKATA

**11-K, GOPALA TOWER, 25, RAJENDRA PLACE,
NEW DELHI-110008**

**Phones : 25713944, 25788644
Telefax : 25818644**

**E-mail : kng1971@yahoo.com
: kng1938@vsnl.net
Website : www.cakng.com**

**LIMITED REVIEW FOR THE QUARTER AND HALF YEAR ENDED
30th SEPTEMBER' 2014**

**TO THE BOARD OF DIRECTORS OF
JUBILANT INDUSTRIES LIMITED**

We have reviewed the accompanying Statement of Unaudited Consolidated Financial Results of Jubilant Industries Limited for the quarter and half year ended 30th September, 2014, *except for the disclosures regarding 'Public Shareholding' and 'Promoter and Promoter Group Shareholding' which have been traced from disclosures made by the management and have not been audited by us.* This statement is the responsibility of the Company Management and has been approved by the Board of Directors. Our responsibility is to issue a report on these financial statements based on our review.

We conducted our review in accordance with the Standard on Review Engagement (SRE) 2410, "Review of Interim Financial Information Performed by the Independent Auditors of the Entity", issued by the Institute of Chartered Accountants of India. This standard requires that we plan and perform the review to obtain moderate assurance as to whether the financial statements are free of material misstatement. A review is limited primarily to inquire of Company personnel and analytical procedures applied to financial data and thus provides less assurance than an audit. We have not performed an audit and accordingly, we do not express an audit opinion.

Based on our review conducted as above, nothing has come to our attention that causes us to believe that the aforesaid accompanying Statement of Unaudited Financial Results, prepared in accordance with applicable Accounting Standards and other recognized accounting practices and policies and measurement principles laid down in Accounting Standard 25 "Interim Financial Reporting", notified pursuant of the Companies (Accounting Standards) Rules, 2006, (as amended), has not disclosed the information required to be disclosed in terms of clause 41 of the Listing Agreement including the manner in which it is to be disclosed, or that it contains any material misstatement.

**FOR K.N. GUTGUTIA & COMPANY
CHARTERED ACCOUNTANTS
ICAI'S FRN 304153E**



**(B.R. GOYAL)
PARTNER
M. NO. 12172
Dated: 29th October, 2014
Place: Noida**



Jubilant Industries Limited

Regd. Off: Bhartiagram, Gajraula, Distt. Amroha-244 223 (U.P.)

Statement of Unaudited Consolidated Financial Results for the Quarter and Half Year Ended 30th September, 2014

CIN -L24100UP2007PLC032909

visit us at www.jubilantindustries.com

(₹ in Lacs)

S.No.	Particulars	Quarter Ended			Half Year Ended		Year Ended
		Sept. 30 (Unaudited) 2014	June 30 (Unaudited) 2014	Sept. 30 (Unaudited) 2013	Sept. 30 (Unaudited) 2014	Sept. 30 (Unaudited) 2013	March 31 (Audited) 2014
	PART I						
1	Income from operations						
	a) Net sales/income from operations (Net of excise duty)	22,680	21,162	25,883	43,842	47,893	91,951
	b) Other operating income	288	280	284	568	524	1,052
	Total income from operations (net)	22,968	21,442	26,167	44,410	48,417	93,003
2	Expenses						
	a) Cost of materials consumed	7,066	9,023	9,604	16,089	16,958	30,372
	b) Purchases of stock-in-trade	8,006	7,378	7,879	15,384	16,307	29,552
	c) Change in inventories of finished goods, work-in-progress and stock-in-trade	141	(2,830)	(1,264)	(2,689)	(2,477)	410
	d) Employee benefits expense	2,648	2,500	2,592	5,148	4,835	9,870
	e) Depreciation and amortisation expense	763	764	777	1,527	1,553	3,164
	f) Other expenses	5,495	5,611	7,261	11,106	12,940	23,033
	Total Expenses	24,119	22,446	26,849	46,565	50,116	96,401
3	Profit/(Loss) from operations before other income, finance costs and exceptional items (1 - 2)	(1,151)	(1,004)	(682)	(2,155)	(1,699)	(3,398)
4	Other income	17	26	13	43	17	30
5	Profit/(Loss) from ordinary activities before finance costs and exceptional items (3 + 4)	(1,134)	(978)	(669)	(2,112)	(1,682)	(3,368)
6	Finance costs	908	912	736	1,820	1,419	3,056
7	Profit/(Loss) from ordinary activities after finance costs but before exceptional items (5 - 6)	(2,042)	(1,890)	(1,405)	(3,932)	(3,101)	(6,424)
8	Exceptional items	-	-	-	-	-	(8,509)
9	Profit/(Loss) from ordinary activities before tax (7 - 8)	(2,042)	(1,890)	(1,405)	(3,932)	(3,101)	2,085
10	Tax expense (net)	-	-	-	-	-	(406)
11	Net Profit/(Loss) from ordinary activities after tax (9 - 10)	(2,042)	(1,890)	(1,405)	(3,932)	(3,101)	2,491
12	Extraordinary items (net of tax expense)	-	-	-	-	-	-
13	Net Profit/(Loss) for the period (11 - 12)	(2,042)	(1,890)	(1,405)	(3,932)	(3,101)	2,491
14	Share of Profit / (Loss) of Associates	-	-	-	-	-	-
15	Minority Interest	-	-	-	-	-	-
16	Net Profit / (Loss) after taxes, minority interest and share of profit / (loss) of associates (13 - 14 - 15)	(2,042)	(1,890)	(1,405)	(3,932)	(3,101)	2,491
17	Paid-up equity share capital (Face value per share ₹ 10)	1,185	1,185	1,185	1,185	1,185	1,185
18	Reserves (excluding revaluation reserve)	-	-	-	-	-	15,960
19	Earnings per share of ₹ 10 each before and after extraordinary items (not annualised)						
	(a) Basic (₹)	(17.23)	(15.95)	(11.86)	(33.18)	(26.17)	21.02
	(b) Diluted (₹)	(17.23)	(15.95)	(11.86)	(33.18)	(26.17)	21.02
	PART II						
	A PARTICULARS OF SHAREHOLDING						
1	Public shareholding						
	- Number of shares (₹ 10 each)	36,82,767	36,91,935	38,47,613	36,82,767	38,47,613	37,95,143
	- Percentage of shareholding	31.08	31.16	32.47	31.08	32.47	32.03
2	Promoters and Promoter Group Shareholding						
	a) Pledged/Encumbered						
	- Number of shares	-	-	-	-	-	-
	- Percentage of shares (as a % of the total shareholding of promoter and promoter group)	-	-	-	-	-	-
	- Percentage of shares (as a % of the total share capital of the Company)	-	-	-	-	-	-
	b) Non-Encumbered						
	- Number of shares	81,66,637	81,57,469	80,01,791	81,66,637	80,01,791	80,54,261
	- Percentage of shares (as a % of the total shareholding of promoter and promoter group)	100.00	100.00	100.00	100.00	100.00	100.00
	- Percentage of shares (as a % of the total share capital of the Company)	68.92	68.84	67.53	68.92	67.53	67.97
	B INVESTOR COMPLAINTS						
	Pending at the beginning of the quarter			Nil			
	Received during the quarter			6			
	Disposed of during the quarter			6			
	Remaining unresolved at the end of the quarter			Nil			



Notes:

1. The unaudited consolidated financial statements of Jubilant Industries Limited ("The Company") and its subsidiaries (collectively known as "The Group") have been prepared in accordance with the Accounting Standard-21, "Consolidated Financial Statements" prescribed by the Company (Accounting Standards) Rules, 2006 (as amended). The Company's wholly owned subsidiary in USA has commenced its trading business during the quarter.
2. The Company has opted, pursuant to the option available with clause 41 of the Listing Agreement to publish Consolidated results for Financial Year 2015. The Standalone results are available at Company's website, www.jubilantindustries.com, and on the website of the Stock Exchange, www.bseindia.com and www.nseindia.com.

Key Standalone Financial information of the Company is as under:

Particulars	Quarter Ended			Half Year Ended		Year Ended
	September 30 (Unaudited) 2014	June 30 (Unaudited) 2014	September 30 (Unaudited) 2013	September 30 (Unaudited) 2014	September 30 (Unaudited) 2013	March 31 (Audited) 2014
	Total Income from operations (net)	863	545	645	1408	1222
Profit/(Loss) before Tax	(36)	(28)	(28)	(64)	(49)	(79)
Profit/(Loss) after Tax	(36)	(28)	(28)	(64)	(49)	(94)

(₹ in Lacs)

3. Pursuant to Companies Act, 2013 ("the ACT"), being effective from 1st April, 2014, the Group has revised depreciation rates on fixed assets as per the useful life specified in part "C" of Schedule II of the Act. As a result of the change, the depreciation charge is lower by ₹ 10.26 Lacs for the quarter ended 30th September, 2014 and ₹ 95.16 Lacs for the half year ended 30th September, 2014. Further based on transitional provision provided in note 7(b) of the said Schedule, an amount of ₹ 95.84 Lacs, where useful life has become nil in terms of the said schedule, has been debited to the opening balance of the retained earnings.
4. Previous periods/year figures have been regrouped/reclassified, wherever necessary to conform to classification of current period.
5. The above unaudited financial results were, subjected to limited review by the Statutory Auditors of the Company, reviewed by the Audit Committee and approved by the Board of Directors at its meeting held on 29th October, 2014. The review report of the Statutory Auditors is being filed with the Bombay Stock Exchange and National Stock Exchange and is also available on the Company's website at www.jubilantindustries.com

For Jubilant Industries Limited

Place : Noida
Dated: 29th October, 2014




Hari S. Bhartia
Chairman

Jubilant Industries Limited

Unaudited Consolidated Segment wise Revenue, Results & Capital Employed for the Quarter & Half Year Ended 30th September, 2014
(Under Clause 41 of the Listing Agreement)

(₹ in Lacs)

S.No.	Particulars	Quarter Ended			Half Year Ended		Year Ended
		Sept. 30 (Unaudited) 2014	June 30 (Unaudited) 2014	Sept. 30 (Unaudited) 2013	Sept. 30 (Unaudited) 2014	Sept. 30 (Unaudited) 2013	March 31 (Audited) 2014
1	Segment Revenue						
	a) Agri Products	5,089	4,117	7,118	9,206	10,808	19,287
	b) Performance Polymers	8,434	8,723	9,921	17,157	19,302	37,665
	c) Retail	9,445	8,602	9,128	18,047	18,307	36,051
	Total	22,968	21,442	26,167	44,410	48,417	93,003
	Less : Inter segment revenue	-	-	-	-	-	-
	Net sales/Income from operations	22,968	21,442	26,167	44,410	48,417	93,003
2	Segment results (Profit+)/(Loss)(-) before tax and interest from each segment)						
	a) Agri Products	225	107	156	332	(198)	(734)
	b) Performance Polymers	420	764	1,394	1,184	2,853	4,863
	c) Retail	(1,422)	(1,562)	(1,789)	(2,984)	(3,579)	(6,029)
	Total	(777)	(691)	(239)	(1,468)	(924)	(1,900)
	Less: i) Interest (Finance Costs)	908	912	736	1,820	1,419	3,056
	ii) Exceptional items (Related to Retail Segment)	-	-	-	-	-	(8,509)
	iii) Other un-allocable expenditure	357	287	430	644	758	1,468
	Add: i) Un-allocable income	-	-	-	-	-	-
	Total Profit/(Loss) before tax	(2,042)	(1,890)	(1,405)	(3,932)	(3,101)	2,085
3	Capital Employed (Segment assets less Segment liabilities)						
	a) Agri Products	11,221	14,218	15,550	11,221	15,550	11,594
	b) Performance Polymers	12,226	11,550	11,645	12,226	11,645	11,501
	c) Retail	20,701	20,854	12,813	20,701	12,813	20,713
	Total capital employed in segments	44,148	46,622	40,008	44,148	40,008	43,808
	Add: Un-allocable corporate assets less liabilities	1,318	1,075	1,650	1,318	1,650	1,461
	Total capital employed in the Company	45,466	47,697	41,658	45,466	41,658	45,269



2

Jubilant Industries Limited

CONSOLIDATED STATEMENT OF ASSETS AND LIABILITIES

(₹ in Lacs)

Particulars	As at	As at
	30.09.2014	31.03.2014
	(Unaudited)	(Audited)
A EQUITY AND LIABILITIES		
1 Shareholders' Funds		
(a) Share capital	1,185	1,185
(b) Reserves and surplus	11,910	15,960
Sub-total-Shareholders' Funds	13,095	17,145
2 Non Current Liabilities		
(a) Long term borrowings	15,207	17,415
(b) Deferred tax liabilities (Net)	17	17
(c) Long term provisions	1,099	1,030
(d) Other Long term Liabilities	1,393	885
Sub-total-Non Current Liabilities	17,716	19,347
3 Current Liabilities		
(a) Short term borrowings	12,572	7,969
(b) Trade payable	14,907	15,297
(c) Other current liabilities	9,011	6,952
(d) Short term provisions	385	470
Sub-total-Current Liabilities	36,875	30,688
Total-EQUITY AND LIABILITIES	67,686	67,180
B ASSETS		
1 Non Current Assets		
(a) Fixed assets	29,832	29,758
(b) Non current investments	-	-
(c) Long terms loans and advances	3,107	3,336
(d) Other non current assets	-	-
Sub-total-Non Current Assets	32,939	33,094
2 Current Assets		
(a) Current Investments	1	1
(b) Inventories	15,354	13,082
(c) Trade receivables	11,887	13,551
(d) Cash & cash equivalents	1,943	2,247
(e) Short term loans and advances	5,496	5,182
(f) Other current assets	66	23
Sub-total-Current Assets	34,747	34,086
Total-ASSETS	67,686	67,180



N

K.N. GUTGUTIA & CO.

CHARTERED ACCOUNTANTS

NEW DELHI : KOLKATA

**11-K, GOPALA TOWER, 25, RAJENDRA PLACE,
NEW DELHI-110008**

Phones : 25713944, 25788644

Telefax : 25818644

E-mail : kng1971@yahoo.com

: kng1938@vsnl.net

Website : www.cakng.com

**LIMITED REVIEW FOR THE QUARTER AND HALF YEAR ENDED
30th SEPTEMBER' 2014**


**TO THE BOARD OF DIRECTORS OF
JUBILANT INDUSTRIES LIMITED**

We have reviewed the accompanying Statement of Unaudited Financial Results (Standalone) of **Jubilant Industries Limited** for the quarter and half year ended 30th September, 2014, *except for the disclosures regarding 'Public Shareholding' and 'Promoter and Promoter Group Shareholding' which have been traced from disclosures made by the management and have not been audited by us.* This statement is the responsibility of the Company Management and has been approved by the Board of Directors. Our responsibility is to issue a report on these financial statements based on our review.

We conducted our review in accordance with the Standard on Review Engagement (SRE) 2410, "Review of Interim Financial Information Performed by the Independent Auditors of the Entity", issued by the Institute of Chartered Accountants of India. This standard requires that we plan and perform the review to obtain moderate assurance as to whether the financial statements are free of material misstatement. A review is limited primarily to inquire of Company personnel and analytical procedures applied to financial data and thus provides less assurance than an audit. We have not performed an audit and accordingly, we do not express an audit opinion.

Based on our review conducted as above, nothing has come to our attention that causes us to believe that the aforesaid accompanying Statement of Unaudited Financial Results, prepared in accordance with applicable Accounting Standards and other recognized accounting practices and policies and measurement principles laid down in Accounting Standard 25 "Interim Financial Reporting", notified pursuant of the Companies (Accounting Standards) Rules, 2006, (as amended), has not disclosed the information required to be disclosed in terms of clause 41 of the Listing Agreement including the manner in which it is to be disclosed, or that it contains any material misstatement.

**FOR K.N. GUTGUTIA & COMPANY
CHARTERED ACCOUNTANTS
ICAI'S FRN 304153E**


(B.R. GOYAL)

PARTNER

M. NO. 12172

Dated: 29th October, 2014

Place: Noida



Jubilant Industries Limited

Regd. Off: Bhartiagram, Gajraula, Distt. Amroha-244 223 (U.P.)


Statement of Unaudited Standalone Financial Results for the Quarter and Half Year Ended 30th September, 2014

CIN - L24100UP2007PLC032909

visit us at www.jubilantindustries.com

(₹ in Lacs)

S.No.	Particulars	Quarter Ended			Half Year Ended		Year Ended
		Sept. 30 (Unaudited) 2014	June 30 (Unaudited) 2014	Sept. 30 (Unaudited) 2013	Sept. 30 (Unaudited) 2014	Sept. 30 (Unaudited) 2013	March 31 (Audited) 2014
PART I							
1	Income from operations						
	a) Net sales/income from operations (Net of excise duty)	858	543	641	1,401	1,216	2,725
	b) Other operating income	5	2	4	7	6	16
	Total income from operations (net)	863	545	645	1,408	1,222	2,741
2	Expenses						
	a) Cost of materials consumed	261	161	213	422	411	931
	b) Purchases of stock-in-trade	8	-	-	8	-	-
	c) Change in inventories of finished goods, work-in-progress and stock-in-trade	135	(24)	(48)	111	(8)	(31)
	d) Employee benefits expense	34	31	37	65	65	127
	e) Depreciation and amortisation expense	3	5	4	8	7	15
	f) Other expenses	454	401	467	855	796	1,779
	Total Expenses	895	574	673	1,469	1,271	2,821
3	Profit/(Loss) from operations before other income, finance costs and exceptional items (1 - 2)	(32)	(29)	(28)	(61)	(49)	(80)
4	Other income	-	1	-	1	-	2
5	Profit/(Loss) from ordinary activities before finance costs and exceptional items (3 + 4)	(32)	(28)	(28)	(60)	(49)	(78)
6	Finance costs	4	-	-	4	-	1
7	Profit/(Loss) from ordinary activities after finance costs but before exceptional items (5 - 6)	(36)	(28)	(28)	(64)	(49)	(79)
8	Exceptional items	-	-	-	-	-	-
9	Profit/(Loss) from ordinary activities before tax (7 - 8)	(36)	(28)	(28)	(64)	(49)	(79)
10	Tax expense (net)	-	-	-	-	-	15
11	Net Profit/(Loss) from ordinary activities after tax (9 - 10)	(36)	(28)	(28)	(64)	(49)	(94)
12	Extraordinary items (net of tax expense)	-	-	-	-	-	-
13	Net Profit/(Loss) for the period (11 - 12)	(36)	(28)	(28)	(64)	(49)	(94)
14	Paid-up equity share capital (Face value per share ₹ 10)	1,185	1,185	1,185	1,185	1,185	1,185
15	Reserves (excluding revaluation reserve)						25,076
16	Earnings per share of ₹ 10 each before and after extraordinary items (not annualised)						
	(a) Basic (₹)	(0.31)	(0.23)	(0.24)	(0.54)	(0.42)	(0.79)
	(b) Diluted (₹)	(0.31)	(0.23)	(0.24)	(0.54)	(0.42)	(0.79)
PART II							
A PARTICULARS OF SHAREHOLDING							
1	Public shareholding						
	- Number of shares (₹ 10 each)	36,82,767	36,91,935	38,47,613	36,82,767	38,47,613	37,95,143
	- Percentage of shareholding	31.08	31.16	32.47	31.08	32.47	32.03
2	Promoters and Promoter Group Shareholding						
	a) Pledged/Encumbered						
	- Number of shares	-	-	-	-	-	-
	- Percentage of shares (as a % of the total shareholding of promoter and promoter group)	-	-	-	-	-	-
	- Percentage of shares (as a % of the total share capital of the Company)	-	-	-	-	-	-
	b) Non-Encumbered						
	- Number of shares	81,66,637	81,57,469	80,01,791	81,66,637	80,01,791	80,54,261
	- Percentage of shares (as a % of the total shareholding of promoter and promoter group)	100.00	100.00	100.00	100.00	100.00	100.00
	- Percentage of shares (as a % of the total share capital of the Company)	68.92	68.84	67.53	68.92	67.53	67.97
B INVESTOR COMPLAINTS							
	Pending at the beginning of the quarter		Nil				
	Received during the quarter		6				
	Disposed of during the quarter		6				
	Remaining unresolved at the end of the quarter		Nil				



9

Notes:

1. The Company's operation comprises of IMFL business only. As such, there are no separate reportable business or geographical segments as per Accounting Standard 17 on "Segment Reporting".
2. (a) Other expenses includes ₹ 347.79 Lacs for the current quarter and ₹ 580.42 Lacs for the half year ended 30th September, 2014 in respect of Stores, spares and packing material consumption.
2. (b) Other expenses includes ₹ 54.36 Lacs for the current quarter and ₹ 207.30 Lacs for the half year ended 30th September, 2014 on account of surplus over the cost being passed on to the bottler as per agreement with them.
3. Pursuant to Companies Act, 2013 ("the ACT"), being effective from 1st April, 2014, the Company has revised depreciation rates on fixed assets as per the useful life specified in part "C" of Schedule II of the Act. As a result of the change, the depreciation charge is lower by ₹ 1.67 Lacs for the current quarter ended 30th September, 2014 and ₹ 2.10 Lacs for the half year ended 30th September, 2014. Further based on transitional provision provided in note 7(b) of the said Schedule, an amount of ₹ 1.05 Lacs, where useful life has become nil in terms of the said schedule, has been debited to the opening balance of the retained earnings.
4. Previous periods/year figures have been regrouped/reclassified, wherever necessary to conform to classification of current period.
5. The above unaudited financial results were, subjected to limited review by the Statutory Auditors of the Company, reviewed by the Audit Committee and approved by the Board of Directors at its meeting held on 29th October, 2014. The review report of the Statutory Auditors is being filed with the Bombay Stock Exchange and National Stock Exchange and is also available on the Company's website at www.jubilantindustries.com

For Jubilant Industries Limited



Hari S. Bhartia
Chairman

Place : Noida
Dated: 29th October, 2014



Jubilant Industries Limited

STANDALONE STATEMENT OF ASSETS AND LIABILITIES

(₹ in Lacs)

Particulars	As at	As at
	30.09.2014	31.03.2014
	(Unaudited)	(Audited)
A EQUITY AND LIABILITIES		
1 Shareholders' Funds		
(a) Share capital	1,185	1,185
(b) Reserves and surplus	25,011	25,076
Sub-total-Shareholders' Funds	26,196	26,261
2 Non Current Liabilities		
(a) Long term borrowings	-	1
(b) Deferred tax liabilities (Net)	17	17
(c) Long term provisions	14	9
(d) Other Long term Liabilities	-	-
Sub-total-Non Current Liabilities	31	27
3 Current Liabilities		
(a) Short term borrowings	100	-
(b) Trade payable	591	1,412
(c) Other current liabilities	1,958	1,514
(d) Short term provisions	32	68
Sub-total-Current Liabilities	2,681	2,994
Total-EQUITY AND LIABILITIES	28,908	29,282
B ASSETS		
1 Non Current Assets		
(a) Fixed assets	210	219
(b) Non current investments	26,349	26,241
(c) Long terms loans and advances	72	14
(d) Other non current assets	-	-
Sub-total-Non Current Assets	26,631	26,474
2 Current Assets		
(a) Current Investments	-	-
(b) Inventories	399	546
(c) Trade receivables	467	1,167
(d) Cash & cash equivalents	63	29
(e) Short term loans and advances	1,348	1,066
(f) Other current assets	-	-
Sub-total-Current Assets	2,277	2,808
Total-ASSETS	28,908	29,282



AN