


## Introductory sub-table 1(a)

<b>Name of the Company: Jubilant Industries Limited</b>			
<b>Scrip Code: -</b>	<b>Name of the scrip: JUBLINDS</b>	<b>Class of security: Equity</b>	
<b>Quarter ended: March 31, 2012</b>			
<b>Partly paid-up shares:-</b>	<b>No. of partly paid-up shares</b>	<b>As a % of total no. of partly paid-up shares</b>	<b>As a % of total no. of shares of the company</b>
Held by promoter/promoter group	0	0	0
Held by public	0	0	0
<b>Total-D</b>	<b>0</b>	<b>0</b>	<b>0</b>
<b>Outstanding convertible securities:-</b>	<b>No. of outstanding securities</b>	<b>As a % of total no. of outstanding convertible securities</b>	<b>As a % of total no. of shares of the company, assuming full conversion of the convertible securities</b>
Held by promoter/promoter group	0	0	0
Held by public	0	0	0
<b>Total-E</b>	<b>0</b>	<b>0</b>	<b>0</b>
<b>Warrants:-</b>	<b>No. of warrants</b>	<b>As a % of total no. of warrants</b>	<b>As a % of total no. of shares of the company, assuming full conversion of warrants</b>
Held by promoter/promoter group	0	0	0
Held by public	0	0	0
<b>Total-F</b>	<b>0</b>	<b>0</b>	<b>0</b>
<b>Total paid-up capital of the company, assuming full conversion of warrants and convertible securities</b>	<b>Rs. 11,84,94,040 ( 1,18,49,404 equity shares of ₹ 10/-each )</b>		


Statement Showing Shareholding Pattern								
Category code	Category of Shareholder	Number of Shareholders	Table (I)(a)		Total shareholding as a percentage of total number of shares		Shares Pledged or otherwise encumbered	
			Total number of shares	Number of shares held in dematerialized form	As a percentage of (A+B) <sup>1</sup>	As a percentage of (A+B+C)	Number of shares	As a percentage (IX)= (VIII)/(IV)*100
(I)	(II)	(III)	(IV)	(V)	(VI)	(VII)	(VIII)	(IX)
<b>(A)</b>	<b>Shareholding of Promoter and Promoter Group</b>							
<b>1</b>	<b>Indian</b>							
(a)	Individuals/ Hindu Undivided Family	7	101323	101323	0.86	0.86	0	0.00
(b)	Central Government/ State Government(s)	0	0	0	0.00	0.00	0	0.00
(c)	Bodies Corporate	8	7309029	7309029	61.68	61.68	25000	0.34
(d)	Financial Institutions/ Banks	0	0	0	0.00	0.00	0	0.00
(e)	Any Others(Specify)	0	0	0	0.00	0.00	0	0.00
	<b>Sub Total(A)(1)</b>	<b>15</b>	<b>7410352</b>	<b>7410352</b>	<b>62.54</b>	<b>62.54</b>	<b>25000</b>	<b>0.34</b>
<b>2</b>	<b>Foreign</b>							
a	Individuals (Non-Residents Individuals/ Foreign Individuals)	0	0	0	0.00	0.00	0	0.00
b	Bodies Corporate	3	278522	278522	2.35	2.35	0	0.00
c	Institutions	0	0	0	0.00	0.00	0	0.00
d	Any Others(Specify)	0	0	0	0.00	0.00	0	0.00
	<b>Sub Total(A)(2)</b>	<b>3</b>	<b>278522</b>	<b>278522</b>	<b>2.35</b>	<b>2.35</b>	<b>0</b>	<b>0.00</b>
	<b>Total Shareholding of Promoter and Promoter Group (A)= (A)(1)+(A)(2)</b>	<b>18</b>	<b>7688874</b>	<b>7688874</b>	<b>64.89</b>	<b>64.89</b>	<b>25000</b>	<b>0.33</b>
<b>(B)</b>	<b>Public shareholding</b>							
<b>1</b>	<b>Institutions</b>							
(a)	Mutual Funds/ UTI	5	483825	483255	4.08	4.08	0	0.00
(b)	Financial Institutions Banks	20	4672	3009	0.04	0.04	0	0.00
(c)	Central Government/ State Government(s)	0	0	0	0.00	0.00	0	0.00
(d)	Venture Capital Funds	0	0	0	0.00	0.00	0	0.00
(e)	Insurance Companies	0	0	0	0.00	0.00	0	0.00
(f)	Foreign Institutional Investors	26	1245317	1245157	10.51	10.51	0	0.00
(g)	Foreign Venture Capital Investors	0	0	0	0.00	0.00	0	0.00
(h)	Any Other (specify)	0	0	0	0.00	0.00	0	0.00
	<b>Sub-Total (B)(1)</b>	<b>51</b>	<b>1733814</b>	<b>1731421</b>	<b>14.63</b>	<b>14.63</b>		
<b>B 2</b>	<b>Non-institutions</b>							
(a)	Bodies Corporate	546	647241	644732	5.46	5.46	0	0.00
(b)	Individuals							
I	Individuals -i. Individual shareholders holding nominal share capital up to Rs 1 lakh	21158	1196444	1000646	10.10	10.10	0	0.00
II	ii. Individual shareholders holding nominal share capital in excess of Rs. 1 lakh.	10	210342	210342	1.78	1.78	0	0.00
(c)	Any Other (specify)	0	0	0	0.00	0.00	0	0.00
(c-i)	The Custodian Special Court	1	2850	0	0.02	0.02	0	0
(c-ii)	Trust	3	192089	192089	1.62	1.62	0	0
(c-iii)	Non-Resident Individuals	1080	177750	160385	1.50	1.50	0	0.00
	<b>Sub-Total (B)(2)</b>	<b>22798</b>	<b>2426716</b>	<b>2208194</b>	<b>20.48</b>	<b>20.48</b>	<b>0.00</b>	<b>0.00</b>
<b>(B)</b>	<b>Total Public Shareholding (B)= (B)(1)+(B)(2)</b>	<b>22849</b>	<b>4160530</b>	<b>3939615</b>	<b>35.11</b>	<b>35.11</b>	<b>0</b>	<b>0.00</b>
	<b>TOTAL (A)+(B)</b>	<b>22867</b>	<b>11849404</b>	<b>11628489</b>	<b>100.00</b>	<b>100.00</b>	<b>0</b>	<b>0.00</b>
<b>(C)</b>	<b>Shares held by Custodians and against which Depository Receipts have been issued</b>							
1	Promoter and Promoter Group	0	0	0	0	0.00	0	0.00
2	Public	0	0	0	0	0.00	0	0
	<b>Sub-Total (C)</b>	<b>0</b>	<b>0</b>	<b>0</b>	<b>0</b>	<b>0</b>	<b>0</b>	<b>0</b>
	<b>GRAND TOTAL (A)+(B)+(C)</b>	<b>22867</b>	<b>11849404</b>	<b>11628489</b>	<b>100</b>	<b>100.00</b>	<b>25000</b>	<b>0.21</b>



**(I)(b) Statement showing holding of securities (including shares, warrants, convertible securities) of persons belonging to the category "Promoter and Promoter Group"**

Sr. No.	Name of the shareholder	Details of Shares held		Encumbered shares (*)			Details of warrants		Details of convertible securities		Total shares (including underlying shares assuming full conversion of warrants and convertible securities) as a % of diluted share capital
		Number of shares held	As a % of grand total (A) + (B) + (C)	No.	As a percentage	As a % of grand total (A)+(B)+(C) of sub-clause (I)(a)	Number of warrants held	As a % total number of warrants of the same class	Number of convertible securities held	As a % total number of convertible securities of the same class	
(i)	(ii)	(iii)	(iv)	(v)	(vi)=(v)/(iii)*100	(vii)	(viii)	(ix)	(x)	(xi)	(xii)
1	Hari Shankar Bhartia	20873	0.18	0	0.00	0.00	0	0	0	0	0
2	Shyam Sunder Bhartia	72825	0.61	0	0.00	0.00	0	0	0	0	0
3	Priyavrat Bhartia	253	0.00	0	0.00	0.00	0	0	0	0	0
4	Shamit Bhartia	6561	0.06	0	0.00	0.00	0	0	0	0	0
5	Kavita Bhartia	613	0.01	0	0.00	0.00	0	0	0	0	0
6	Aashti Bhartia	99	0.00	0	0.00	0.00	0	0	0	0	0
7	Arjun Shankar Bhartia	99	0.00	0	0.00	0.00	0	0	0	0	0
8	Jubilant Stock Holding Private Limited	984840	8.31	0	0.00	0.00	0	0	0	0	0
9	Vam Holdings Ltd.	284070	2.40	0	0.00	0.00	0	0	0	0	0
10	Jubilant Capital Pvt. Ltd.	1166600	9.85	0	0.00	0.00	0	0	0	0	0
11	Jubilant Securities P.Ltd.	1051075	8.87	25000	2.38	0.21	0	0	0	0	0
12	Jaytee Pvt. Ltd.	380	0.00	0	0.00	0.00	0	0	0	0	0
13	Nikita Resources Pvt. Ltd.	175227	1.48	0	0.00	0.00	0	0	0	0	0
14	Rance Investment Holdings Ltd	120000	1.01	0	0.00	0.00	0	0	0	0	0
15	Cumin Investments Ltd.	120000	1.01	0	0.00	0.00	0	0	0	0	0
16	Torino Overseas Limited	38522	0.33	0	0.00	0.00	0	0	0	0	0
17	Jubilant Infrastructure Limited	50000	0.42	0	0.00	0.00	0	0	0	0	0
18	Jubilant Enpro Private Limited	3596837	30.35	0	0.00	0.00	0	0	0	0	0
<b>TOTAL</b>		<b>7688874</b>	<b>64.89</b>	<b>25000</b>	<b>0.33</b>	<b>0.21</b>	<b>0</b>	<b>0</b>	<b>0</b>	<b>0</b>	<b>0</b>

(\*) The term "encumbrance" has the same meaning as assigned to it in regulation 28(3) of the SAST Regulations, 2011




**(I)(c)(i) Statement showing holding of securities (including shares, warrants, convertible securities) of persons belonging to the category "Public" and holding more than 1% of the total number of shares**

Sr. No.	Name of the shareholder	Number of shares held	Shares as a percentage of total number of shares {i.e., Grand Total (A)+(B)+(C) indicated in Statement at para (I)(a) above}	Details of warrants		Details of convertible		Total shares (including underlying shares assuming full conversion of warrants and convertible securities) as a % of diluted share capital
				Number of warrants held	As a % total number of warrants of the same class	Number of convertible securities held	% w.r.t total number of convertible securities of the same class	
1	IDFC Sterling Equity Fund	483200	4.08	0	0	0	0	0
2	Deutsche Securities Mauritius Limited	190338	1.61	0	0	0	0	0
3	Samena Special Situations Mauritius	690555	5.83	0	0	0	0	0
4	Dynamic Power Canadian Growth Fund	209025	1.76	0	0	0	0	0
5	Diligent Services Private Limited	351133	2.96	0	0	0	0	0
6	Jubilant Employees Welfare Trust	192086	1.62	0	0	0	0	0
<b>TOTAL</b>		<b>2116337</b>	<b>17.86</b>	<b>0</b>	<b>0</b>	<b>0</b>	<b>0</b>	<b>0</b>



**(I)(c)(ii) Statement showing holding of securities (including shares, warrants, convertible securities) of persons (together with PAC) belonging to the category "Public" and holding more than 5% of the total number of shares of the company**

Sr. No.	Name(s) of the shareholder(s) and the Persons Acting in Concert (PAC) with them	Number of shares	Shares as a percentage of total number of shares {i.e., Grand Total (A)+(B)+(C) indicated in Statement at para (I)(a) above}	Details of warrants		Details of convertible securities		Total shares (including underlying shares assuming full conversion of warrants and convertible securities) as a % of diluted share capital
				Number of warrants	As a % total number of warrants of the same class	Number of convertible securities held	% w.r.t total number of convertible securities of the same class	
1	Samena Special Situations Mauritius	690555	5.83	0	0	0	0	0
<b>TOTAL</b>		<b>690555</b>	<b>5.83</b>	<b>0</b>	<b>0</b>	<b>0</b>	<b>0</b>	<b>0</b>




**(I)(d) Statement showing details of locked-in shares**

Sr. No.	Name of the shareholder	Number of locked-in shares	Locked-in shares as a percentage of total number of shares {i.e., Grand Total (A)+(B)+(C) indicated in Statement at para (I)(a) above}
1	Diligent Services Private Limited (Public Category) -B2(a)	6267	0.05
2	Shyam Sunder Bhartia (Promoter and Promoter Group Category)- A(1)(a)	708	0.01
3	Hari Shankar Bhartia (Promoter and Promoter Group Category)- A(1)(a)	708	0.01
4	Jubilant Securities Private Limited (Promoter and Promoter Group Category)- A(1)(c)	29032	0.25
5	Jubilant Capital Private Limited (Promoter and Promoter Group Category)- A(1)(c)	29055	0.25
6	Jubilant Enpro Private Limited (Promoter and Promoter Group Category)- A(1)(c)	899210	7.59
7	Priyavrat Bhartia (Promoter and Promoter Group Category)- A(1)(a)	25	0.00
8	Shamit Bhartia (Promoter and Promoter Group Category)- A(1)(a)	25	0.00
9	Kavita Bhartia (Promoter and Promoter Group Category)- A(1)(a)	25	0.00
10	Aashti Bhartia (Promoter and Promoter Group Category)- A(1)(a)	25	0.00
11	Arjun Shankar Bhartia (Promoter and Promoter Group Category)- A(1)(a)	25	0.00
12	Arun Jaitley (Public Category) -B2(b)(I)	3	0.00
<b>TOTAL</b>		<b>965108</b>	<b>8.14</b>



**(II)(a) Statement showing details of Depository Receipts (DRs)**

Sr. No.	Type of outstanding DR (ADRs, GDRs, SDRs, etc.)	Number of outstanding DRs	Number of shares underlying outstanding DRs	Shares underlying outstanding DRs as a percentage of total number of shares {i.e., Grand Total (A)+(B)+(C) indicated in Statement at para (I)(a) above}
I	Nil	Nil	Nil	Nil
<b>TOTAL</b>	<b>NIL</b>	Nil	Nil	Nil



**(II)(b) Statement showing holding of Depository Receipts (DRs), where underlying shares held by "promoter/promoter group" are in excess of 1% of the total number of shares**

Sr. No.	Name of the DR Holder	Type of outstanding DR (ADRs, GDRs, SDRs, etc.)	Number of shares underlying outstanding DRs	Shares underlying outstanding DRs as a percentage of total number of shares {i.e., Grand Total (A)+(B)+(C) indicated in Statement at para (I)(a) above}
1	Nil	Nil	Nil	Nil
<b>TOTAL</b>	Nil	Nil	Nil	Nil

**(III) (a) Statement showing the voting pattern of shareholders, if more than one class of shares/securities is issued by the issuer**

Not applicable, since the Company has not issued any class of securities other than Equity.

