


(I) (a) Statement showing Shareholding Pattern


Name of the Company: Jubilant Industries Limited			
Scrip Code: -	Name of the scrip: JUBLINDS	Class of security: Equity	
Quarter ended: June 30, 2015			
Partly paid-up shares:-	No. of partly paid-up shares	As a % of total no. of partly paid-up shares	As a % of total no. of shares of the company
Held by promoter/promoter group	0	0	0
Held by public	0	0	0
Total-D	0	0	0
Outstanding convertible securities:-	No. of outstanding securities	As a % of total no. of outstanding convertible securities	As a % of total no. of shares of the company, assuming full conversion of the convertible securities
Held by promoter/promoter group	0	0	0
Held by public	0	0	0
Total-E	0	0	0
Warrants:-	No. of warrants	As a % of total no. of warrants	As a % of total no. of shares of the company, assuming full conversion of warrants
Held by promoter/promoter group	0	0	0
Held by public	0	0	0
Total-F	0	0	0
Total paid-up capital of the company, assuming full conversion of warrants and convertible securities	Rs.11,84,94,040 (1,18,49,404 equity shares of Rs.10/-each)		



Statement Showing Shareholding Pattern

Table I(a)


Category code	Category of Shareholder	Number of Shareholders	Total number of shares	Number of shares held in dematerialized form	Total shareholding as a percentage of total number of shares		Shares Pledged or otherwise encumbered	
					As a percentage of (A+B) ¹	As a percentage of (A+D+C)	Number of shares	As a percentage (IX) = (VIII)/(IV)* 100
(I)	(II)	(III)	(IV)	(V)	(VI)	(VII)	(VIII)	(IX)
(A)	Shareholding of Promoter and Promoter Group							
1	Indian							
(a)	Individuals/ Hindu Undivided Family	6	28498	28498	0.24	0.24	0	0.00
(b)	Central Government/ State Government(s)	0	0	0	0.00	0.00	0	0.00
(c)	Bodies Corporate	8	7786792	7786792	65.71	65.71	0	0.00
(d)	Financial Institutions/ Banks	0	0	0	0.00	0.00	0	0.00
(e)	Any Others(Specify)	0	0	0	0.00	0.00	0	0.00
	Sub Total(A)(1)	14	7815290	7815290	65.96	65.96	0	0.00
2	Foreign							
a	Individuals (Non-Residents Individuals/ Foreign Individuals)	1	72825	72825	0.61	0.61	0	0.00
b	Bodies Corporate	3	278522	278522	2.35	2.35	0	0.00
c	Institutions	0	0	0	0.00	0.00	0	0.00
d	Qualified Foreign Investor	0	0	0	0.00	0.00	0	0.00
e	Any Others(Specify)	0	0	0	0.00	0.00	0	0.00
	Sub Total(A)(2)	4	351347	351347	2.97	2.97	0	0.00
	Total Shareholding of Promoter and Promoter Group (A)= (A)(1)+(A)(2)	18	8166637	8166637	68.92	68.92	0	0.00
(B)	Public shareholding							
1	Institutions						NA	NA
(a)	Mutual Funds/ UTI	2	620	80	0.01	0.01	NA	NA
(b)	Financial Institutions/ Banks	14	3697	2634	0.03	0.03		
(c)	Central Government/ State Government(s)	0	0	0	0.00	0.00		
(d)	Venture Capital Funds	0	0	0	0.00	0.00		
(e)	Insurance Companies	0	0	0	0.00	0.00		
(f)	Foreign Institutional Investors	4	22692	22532	0.19	0.19		
(g)	Foreign Venture Capital Investors	0	0	0	0.00	0.00		
(h)	Qualified Foreign Investor	0	0	0	0.00	0.00		
(i)	Any Other (specify)	0	0	0	0.00	0.00		
	Sub-Total (B)(1)	20	27009	25246	0.23	0.23		
B 2	Non-institutions						NA	NA
(a)	Bodies Corporate	378	802520	801428	6.77	6.77		
(b)	Individuals							
i	Individuals -i. Individual shareholders holding nominal share capital up to Rs 1 lakh	16459	1419205	1278086	11.98	11.98		
ii	Individual shareholders holding nominal share capital in excess of Rs. 1 lakh.	29	1195647	1195647	10.09	10.09		
(c)	Qualified Foreign Investor	0	0	0	0.00	0.00		
(d)	Any Other (specify)							
(d-i)	The Custodian Special Court	1	2850	0	0.02	0.02		
(d-ii)	Trust	4	192145	192145	1.62	1.62		
(d-iii)	Non-Resident Individuals	713	43391	34044	0.37	0.37		
	Sub-Total (B)(2)	17584	3655758	3501350	30.85	30.85		
(B)	Total Public Shareholding (B)= (B)(1)+(B)(2)	17604	3682767	3526596	31.08	31.08	NA	NA
	TOTAL (A)+(B)	17622	11849404	11693233	100.00	100.00		
(C)	Shares held by Custodians and against which Depository Receipts have been issued						NA	NA
1	Promoter and Promoter Group	0	0	0				
2	Public	0	0	0				
	Sub-Total (C)	0	0	0				
	GRAND TOTAL (A)+(B)+(C)	17622	11849404	11693233	NA			



(D)(b) Statement showing holding of securities (including shares, warrants, convertible securities) of persons belonging to the category "Promoter and Promoter Group"

Sr. No.	Name of the shareholder	Details of Shares held		Encumbered shares (*)			Details of warrants		Details of convertible securities		Total shares (including underlying shares assuming full conversion of warrants and convertible securities) as a % of diluted share capital
		Number of shares held	As a % of grand total (A)+(B)+(C)	No.	As a percentage	As a % of grand total (A)+(B)+(C) of sub-clause (I)(a)	Number of warrants held	As a % total number of warrants of the same class	Number of convertible securities held	As a % total number of convertible securities of the same class	
(i)	(ii)	(iii)	(iv)	(v)	(vi)=(v)/(iii)*100	(vii)	(viii)	(ix)	(x)	(xi)	(xii)
1	Shvam Sunder Bharti	72825	0.61	0	0.00	0.00	0	0	0	0	0
2	Hari Shankar Bharti	20873	0.1762	0	0.00	0.00	0	0	0	0	0
3	Priyavrat Bharti	253	0.002	0	0.00	0.00	0	0	0	0	0
4	Shamit Bharti	6561	0.06	0	0.00	0.00	0	0	0	0	0
5	Kavita Bharti	613	0.01	0	0.00	0.00	0	0	0	0	0
6	Aashti Bharti	99	0.00	0	0.00	0.00	0	0	0	0	0
7	Arjun Shankar Bharti	99	0.00	0	0.00	0.00	0	0	0	0	0
8	Jubilant Stock Holding Private Limited (Holding shares in 2 folios)	1329757	11.22	0	0.00	0.00	0	0	0	0	0
9	Vam Holdings Ltd. (Holding shares in 2 folios)	284070	2.40	0	0.00	0.00	0	0	0	0	0
10	Jubilant Capital Private Limited (Holding shares in 3 folios)	1166600	9.85	0	0.00	0.00	0	0	0	0	0
11	Jubilant Securities Private Limited (Holding shares in 3 folios)	1051075	8.87	0	0.00	0.00	0	0	0	0	0
12	Jaytee Private Limited	380	0.00	0	0.00	0.00	0	0	0	0	0
13	Nikita Resources Private Limited	175227	1.48	0	0.00	0.00	0	0	0	0	0
14	Rance Investment Holdings Ltd	120000	1.01	0	0.00	0.00	0	0	0	0	0
15	Cumin Investments Ltd.	120000	1.01	0	0.00	0.00	0	0	0	0	0
16	Torino Overseas Limited	38522	0.33	0	0.00	0.00	0	0	0	0	0
17	Jubilant Infrastructure Limited	50000	0.42	0	0.00	0.00	0	0	0	0	0
18	JCPL Consultants and Management Services Private Limited	3729683	31.48	0	0.00	0.00	0	0	0	0	0
TOTAL		8166637	68.92	0	0.00	0.00	0	0	0	0	0

(*) The term "encumbrance" has the same meaning as assigned to it in regulation 28(3) of the SAST Regulations, 2011



(I)(c)(i) Statement showing holding of securities (including shares, warrants, convertible securities) of persons belonging to the category "Public" and holding more than 1% of the total number of shares

Sr. No.	Name of the shareholder	Number of shares held	Shares as a percentage of total number of shares {i.e., Grand Total (A)+(B)+(C) indicated in Statement at para (I)(a) above}	Details of warrants		Details of convertible		Total shares (including underlying shares assuming full conversion of warrants and convertible securities) as a % of diluted share capital
				Number of warrants held	As a % total number of warrants of the same class	Number of convertible securities held	% w.r.t total number of convertible securities of the same class	
1	Rajasthan Global Securities Limited	216395	1.83	0	0	0	0	0
2	Porinju V Veliyath	120000	1.01	0	0	0	0	0
3	Jubilant Employees Welfare Turst	192086	1.62	0	0	0	0	0
TOTAL		528481	4.46	0	0	0	0	0




(I)(c)(ii) Statement showing holding of securities (including shares, warrants, convertible securities) of persons (together with PAC) belonging to the category "Public" and holding more than 5% of the total number of shares of the company

Sr. No.	Name(s) of the shareholder(s) and the Persons Acting in Concert (PAC) with them	Number of shares	Shares as a percentage of total number of shares {i.e., Grand Total (A)+(B)+(C) indicated in Statement at para (I)(a) above}	Details of warrants		Details of convertible securities		Total shares (including underlying shares assuming full conversion of warrants and convertible securities) as a % of diluted share capital
				Number of warrants	As a % total number of warrants of the same class	Number of convertible securities held	% w.r.t total number of convertible securities of the same class	
1	NIL	NIL	NIL	NIL	NIL	NIL	NIL	NIL
TOTAL		NIL	NIL	NIL	NIL	NIL	NIL	NIL



(I)(d) Statement showing details of locked-in shares

Sr. No.	Name of the shareholder	Number of locked-in shares	Locked-in shares as a percentage of total number of shares {i.e., Grand Total (A)+(B)+(C) indicated in Statement at para (I)(a) above}
1	NIL	NIL	NIL
TOTAL		NIL	NIL



(II)(a) Statement showing details of Depository Receipts (DRs)

Sr. No.	Type of outstanding DR (ADRs, GDRs, SDRs, etc.)	Number of outstanding DRs	Number of shares underlying outstanding DRs	Shares underlying outstanding DRs as a percentage of total number of shares {i.e., Grand Total (A)+(B)+(C) indicated in Statement at para (I)(a) above}
1	Nil	Nil	Nil	Nil
TOTAL	NIL	Nil	Nil	Nil



(II)(b) Statement showing holding of Depository Receipts (DRs), where underlying shares held by "promoter/promoter group" are in excess of 1% of the total number of shares

Sr. No.	Name of the DR Holder	Type of outstanding DR (ADRs, GDRs, SDRs, etc.)	Number of shares underlying outstanding DRs	Shares underlying outstanding DRs as a percentage of total number of shares (i.e., Grand Total (A)+(B)+(C) indicated in Statement at para (I)(a) above;
1	Nil	Nil	Nil	Nil
TOTAL	Nil	Nil	Nil	Nil

(III) (a) Statement showing the voting pattern of shareholders, if more than one class of shares/securities is issued by the issuer

Not applicable, since the Company has not issued any class of securities other than Equity.

