


## Introductory sub-table (I)(a)


<b>Name of the Company: Jubilant Industries Limited</b>			
<b>Scrip Code: -</b>	<b>Name of the scrip: JUBLINDS</b>	<b>Class of security: Equity</b>	
<b>Quarter ended: September 30, 2013</b>			
<b>Partly paid-up shares:-</b>	<b>No. of partly paid-up shares</b>	<b>As a % of total no. of partly paid-up shares</b>	<b>As a % of total no. of shares of the company</b>
Held by promoter/promoter group	0	0	0
Held by public	0	0	0
<b>Total-D</b>	<b>0</b>	<b>0</b>	<b>0</b>
<b>Outstanding convertible securities:-</b>	<b>No. of outstanding securities</b>	<b>As a % of total no. of outstanding convertible securities</b>	<b>As a % of total no. of shares of the company, assuming full conversion of the convertible securities</b>
Held by promoter/promoter group	0	0	0
Held by public	0	0	0
<b>Total-E</b>	<b>0</b>	<b>0</b>	<b>0</b>
<b>Warrants:-</b>	<b>No. of warrants</b>	<b>As a % of total no. of warrants</b>	<b>As a % of total no. of shares of the company, assuming full conversion of warrants</b>
Held by promoter/promoter group	0	0	0
Held by public	0	0	0
<b>Total-F</b>	<b>0</b>	<b>0</b>	<b>0</b>
<b>Total paid-up capital of the company, assuming full conversion of warrants and convertible securities</b>			
	<b>Rs. 11,84,94,040</b>	<b>( 1,18,49,404 equity shares of ₹ 10/-each )</b>	



*Abhishek*

## Statement Showing Shareholding Pattern

Category code	Category of Shareholder	Table (I)(a)		Number of shares held in dematerialized form	Total shareholding as a percentage of total number of shares		Shares Pledged or otherwise encumbered	
		Number of Shareholders	Total number of shares		As a percentage of (A+B) <sup>1</sup>	As a percentage of (A+B+C)	Number of shares	As a percentage (IX)=(VIII)/(IV)* 100
(I)	(II)	(III)	(IV)	(V)	(VI)	(VII)	(VIII)	(IX)
<b>(A)</b>	<b>Shareholding of Promoter and Promoter Group</b>							
<b>1</b>	<b>Indian</b>							
(a)	Individuals/ Hindu Undivided Family	7	101323	101323	0.86	0.86	0	0.00
(b)	Central Government/ State Government(s)	0	0	0	0.00	0.00	0	0.00
(c)	Bodies Corporate	8	7621946	7621946	64.32	64.32	0	0.00
(d)	Financial Institutions/ Banks	0	0	0	0.00	0.00	0	0.00
(e)	Any Others(Specify)	0	0	0	0.00	0.00	0	0.00
	<b>Sub Total(A)(1)</b>	<b>15</b>	<b>7723269</b>	<b>7723269</b>	<b>65.18</b>	<b>65.18</b>	<b>0</b>	<b>0.00</b>
<b>2</b>	<b>Foreign</b>							
a	Individuals (Non-Residents Individuals/ Foreign Individuals)	0	0	0	0.00	0.00	0	0.00
b	Bodies Corporate	3	278522	278522	2.35	2.35	0	0.00
c	Institutions	0	0	0	0.00	0.00	0	0.00
d	Qualified Foreign Investor	0	0	0	0.00	0.00	0	0.00
e	Any Others(Specify)	0	0	0	0.00	0.00	0	0.00
	<b>Sub Total(A)(2)</b>	<b>3</b>	<b>278522</b>	<b>278522</b>	<b>2.35</b>	<b>2.35</b>	<b>0</b>	<b>0.00</b>
	<b>Total Shareholding of Promoter and Promoter Group (A)= (A)(1)+(A)(2)</b>	<b>18</b>	<b>8001791</b>	<b>8001791</b>	<b>67.53</b>	<b>67.53</b>	<b>0</b>	<b>0.00</b>
<b>(B)</b>	<b>Public shareholding</b>							
<b>1</b>	<b>Institutions</b>							
(a)	Mutual Funds/ UTI	4	131455	130915	1.11	1.11	0	0.00
(b)	Financial Institutions/ Banks	15	4072	3009	0.03	0.03	0	0.00
(c)	Central Government/ State Government(s)	0	0	0	0.00	0.00	0	0.00
(d)	Venture Capital Funds	0	0	0	0.00	0.00	0	0.00
(e)	Insurance Companies	0	0	0	0.00	0.00	0	0.00
(f)	Foreign Institutional Investors	6	907096	906936	7.66	7.66	0	0.00
(g)	Foreign Venture Capital Investors	0	0	0	0.00	0.00	0	0.00
(h)	Qualified Foreign Investor	0	0	0	0.00	0.00	0	0.00
(i)	Any Other (specify)	0	0	0	0.00	0.00	0	0.00
	<b>Sub-Total (B)(1)</b>	<b>25</b>	<b>1042623</b>	<b>1040860</b>	<b>8.80</b>	<b>8.80</b>	<b>0</b>	<b>0.00</b>
<b>B 2</b>	<b>Non-institutions</b>							
(a)	Bodies Corporate	415	381636	380508	3.22	3.22	0	0.00
(b)	Individuals							
I	Individuals -i. Individual shareholders holding nominal share capital up to Rs 1 lakh	18639	1328788	1176238	11.21	11.21	0	0.00
II	ii. Individual shareholders holding nominal share capital in excess of Rs. 1 lakh.	22	713529	713529	6.02	6.02	0	0.00
(c)	Qualified Foreign Investor	0	0	0	0.00	0.00	0	0.00
(d)	Any Other (specify)							
(d-i)	The Custodian Special Court	1	2850	0	0.02	0.02	0	0
(d-ii)	Trust	3	192089	192089	1.62	1.62	0	0
(d-iii)	Non-Resident Individuals	809	186098	175638	1.57	1.57	0	0.00
	<b>Sub-Total (B)(2)</b>	<b>19889</b>	<b>2804990</b>	<b>2638002</b>	<b>23.67</b>	<b>23.67</b>	<b>0.00</b>	<b>0.00</b>
<b>(B)</b>	<b>Total Public Shareholding (B)= (B)(1)+(B)(2)</b>	<b>19914</b>	<b>3847613</b>	<b>3678862</b>	<b>32.47</b>	<b>32.47</b>	<b>0</b>	<b>0.00</b>
	<b>TOTAL (A)+(B)</b>	<b>19932</b>	<b>11849404</b>	<b>11680653</b>	<b>100.00</b>	<b>100.00</b>	<b>0</b>	<b>0.00</b>
<b>(C)</b>	<b>Shares held by Custodians and against which Depository Receipts have been issued</b>							
<b>1</b>	<b>Promoter and Promoter Group</b>	<b>0</b>	<b>0</b>	<b>0</b>	<b>0</b>	<b>0.00</b>	<b>0</b>	<b>0.00</b>
<b>2</b>	<b>Public</b>	<b>0</b>	<b>0</b>	<b>0</b>	<b>0</b>	<b>0.00</b>	<b>0</b>	<b>0</b>
	<b>Sub-Total (C)</b>	<b>0</b>	<b>0</b>	<b>0</b>	<b>0</b>	<b>0</b>	<b>0</b>	<b>0</b>
	<b>GRAND TOTAL (A)+(B)+(C)</b>	<b>19932</b>	<b>11849404</b>	<b>11680653</b>	<b>100</b>	<b>100.00</b>	<b>0</b>	<b>0.00</b>




abhishek

(D)(b) Statement showing holding of securities (including shares, warrants, convertible securities) of persons belonging to the category "Promoter and Promoter Group"


Sr. No.	Name of the shareholder	Details of Shares held		Encumbered shares (*)			Details of warrants		Details of convertible securities		Total shares (including underlying shares assuming full conversion of warrants and convertible securities) as a % of diluted share capital
		Number of shares held	As a % of grand total (A) + (B) + (C)	No.	As a percentage	As a % of grand total (A)+(B)+(C) of sub-clause (I)(a)	Number of warrants held	As a % total number of warrants of the same class	Number of convertible securities held	As a % total number of convertible securities of the same class	
(I)	(II)	(III)	(IV)	(V)	(VI)=(V)/(III)*100	(VII)	(VIII)	(IX)	(X)	(XI)	(XII)
1	Hari Shankar Bhartia	20873	0.18	0	0.00	0.00	0	0	0	0	0
2	Shyam Sunder Bhartia	72825	0.61	0	0.00	0.00	0	0	0	0	0
3	Priyavrat Bhartia	253	0.00	0	0.00	0.00	0	0	0	0	0
4	Shamit Bhartia	6561	0.06	0	0.00	0.00	0	0	0	0	0
5	Kavita Bhartia	613	0.01	0	0.00	0.00	0	0	0	0	0
6	Aashti Bhartia	99	0.00	0	0.00	0.00	0	0	0	0	0
7	Arjun Shankar Bhartia	99	0.00	0	0.00	0.00	0	0	0	0	0
8	Jubilant Stock Holding Private Limited	1297757	10.95	0	0.00	0.00	0	0	0	0	0
9	Vam Holdings Ltd.	284070	2.40	0	0.00	0.00	0	0	0	0	0
10	Jubilant Capital Pvt. Ltd.	1166600	9.85	0	0.00	0.00	0	0	0	0	0
11	Jubilant Securities P.Ltd.	1051075	8.87	0	0.00	0.00	0	0	0	0	0
12	Jaytee Pvt. Ltd.	380	0.00	0	0.00	0.00	0	0	0	0	0
13	Nikita Resources Pvt. Ltd.	175227	1.48	0	0.00	0.00	0	0	0	0	0
14	Rance Investment Holdings Ltd	120000	1.01	0	0.00	0.00	0	0	0	0	0
15	Cumin Investments Ltd.	120000	1.01	0	0.00	0.00	0	0	0	0	0
16	Torino Overseas Limited	38522	0.33	0	0.00	0.00	0	0	0	0	0
17	Jubilant Infrastructure Limited	50000	0.42	0	0.00	0.00	0	0	0	0	0
18	Jubilant Enpro Private Limited	3596837	30.35	0	0.00	0.00	0	0	0	0	0
<b>TOTAL</b>		<b>8001791</b>	<b>67.53</b>	<b>0</b>	<b>0.00</b>	<b>0.00</b>	<b>0</b>	<b>0</b>	<b>0</b>	<b>0</b>	<b>0</b>

(\*) The term "encumbrance" has the same meaning as assigned to it in regulation 28(3) of the SAST Regulations, 2011

  
 Jubilent Industries Limited  
 Signature: *Abhishek*

**(I)(c)(i) Statement showing holding of securities (including shares, warrants, convertible securities) of persons belonging to the category "Public" and holding more than 1% of the total number of shares**


Sr. No.	Name of the shareholder	Number of shares held	Shares as a percentage of total number of shares {i.e., Grand Total (A)+(B)+(C) indicated in Statement at para (I)(a) above}	Details of warrants		Details of convertible		Total shares (including underlying shares assuming full conversion of warrants and convertible securities) as a % of diluted share capital
				Number of warrants held	As a % total number of warrants of the same class	Number of convertible securities held	% w.r.t total number of convertible securities of the same class	
1	IDFC Equity Opportunity - Series 1	130810	1.10	0	0	0	0	0
2	Deutsche Securities Mauritius Limited	190338	1.61	0	0	0	0	0
3	Samena Special Situations Mauritius	690555	5.83	0	0	0	0	0
<b>TOTAL</b>		<b>1011703</b>	<b>8.54</b>	<b>0</b>	<b>0</b>	<b>0</b>	<b>0</b>	<b>0</b>



*Abhishek*

**(I)(c)(ii) Statement showing holding of securities (including shares, warrants, convertible securities) of persons (together with PAC) belonging to the category "Public" and holding more than 5% of the total number of shares of the company**


Sr. No.	Name(s) of the shareholder(s) and the Persons Acting in Concert (PAC) with them	Number of shares	Shares as a percentage of total number of shares {i.e., Grand Total (A)+(B)+(C) indicated in Statement at para (I)(a) above}	Details of warrants		Details of convertible securities		Total shares (including underlying shares assuming full conversion of warrants and convertible securities) as a % of diluted share capital
				Number of warrants	As a % total number of warrants of the same class	Number of convertible securities held	% w.r.t total number of convertible securities of the same class	
1	Samena Special Situations Mauritius	690555	5.83	0	0	0	0	0
<b>TOTAL</b>		<b>690555</b>	<b>5.83</b>	<b>0</b>	<b>0</b>	<b>0</b>	<b>0</b>	<b>0</b>



*Abhishek*


(I)(d) **Statement showing details of locked-in shares**

Sr. No.	Name of the shareholder	Number of locked-in shares	Locked-in shares as a percentage of total number of shares (i.e., Grand Total (A)+(B)+(C) indicated in Statement at para (I)(a) above)
1	Diligent Services Private Limited (Public Category) -B2(a)	6267	0.05
2	Shyam Sunder Bhartia (Promoter and Promoter Group Category)- A(1)(a)	708	0.01
3	Hari Shankar Bhartia (Promoter and Promoter Group Category)- A(1)(a)	708	0.01
4	Jubilant Securities Private Limited (Promoter and Promoter Group Category)- A(1)(c)	29032	0.25
5	Jubilant Capital Private Limited (Promoter and Promoter Group Category)- A(1)(c)	29055	0.25
6	Jubilant Enpro Private Limited (Promoter and Promoter Group Category)- A(1)(c)	899210	7.59
7	Priyavrat Bhartia (Promoter and Promoter Group Category)- A(1)(a)	25	0.00
8	Shamit Bhartia (Promoter and Promoter Group Category)- A(1)(a)	25	0.00
9	Kavita Bhartia (Promoter and Promoter Group Category)- A(1)(a)	25	0.00
10	Aashti Bhartia (Promoter and Promoter Group Category)- A(1)(a)	25	0.00
11	Arjun Shankar Bhartia (Promoter and Promoter Group Category)- A(1)(a)	25	0.00
12	Arun Jaitley (Public Category) -B2(b)(I)	3	0.00
<b>TOTAL</b>		<b>965108</b>	<b>8.14</b>

  
Abhishek

(II)(a) Statement showing details of Depository Receipts (DRs)

Sr. No.	Type of outstanding DR (ADRs, GDRs, SDRs, etc.)	Number of outstanding DRs	Number of shares underlying outstanding DRs	Shares underlying outstanding DRs as a percentage of total number of shares {i.e., Grand Total (A)+(B)+(C) indicated in Statement at para (I)(a) above}
1	Nil	Nil	Nil	Nil
<b>TOTAL</b>	<b>NIL</b>	Nil	Nil	Nil




subscribed

**(II)(b) Statement showing holding of Depository Receipts (DRs), where underlying shares held by "promoter/promoter group" are in excess of 1% of the total number of shares**

Sr. No.	Name of the DR Holder	Type of outstanding DR (ADRs, GDRs, SDRs, etc.)	Number of shares underlying outstanding DRs	Shares underlying outstanding DRs as a percentage of total number of shares {i.e., Grand Total (A)+(B)+(C) indicated in Statement at para (I)(a) above}
1	Nil	Nil	Nil	Nil
<b>TOTAL</b>	Nil	Nil	Nil	Nil

**(III) (a) Statement showing the voting pattern of shareholders, if more than one class of shares/securities is issued by the issuer**

Not applicable, since the Company has not issued any class of securities other than Equity.

  
A. Chidambaram