


(D)(a) Statement showing Shareholding Pattern

Name of the Company : Jubilant Industries Limited

Script Code, Name of the scrip, class of security : JUBBLINDS


As on Date : 30-Sep-2015

	No. of partly paid-up shares	As a % of total no. of partly paid-up Shares	As a % of total no. of shares of the company
Partly paid-up shares			
Held by promoter/promoter group	0	0	0
Held by public	0	0	0
Total	0	0	0
Outstanding convertible securities			
	No. of outstanding securities	As a % of total no. of outstanding convertible securities	As a % of total no. of shares of the company, assuming full conversion of the convertible securities
Held by promoter/promoter group	0	0	0
Held by public	0	0	0
Total	0	0	0
Warrants			
	No. of warrants	As a % of total no. of warrants	As a % of total no. of shares of the company, assuming full conversion of Warrants
Held by promoter/promoter group	0	0	0
Held by public	0	0	0
Total	0	0	0
Total paid-up capital of the company, assuming full conversion of warrants and convertible securities	11849404		




(D)(a) Statement showing Shareholding Pattern

Sr. no.	Category of shareholder	Number of shareholders	Total number of shares	Number of shares held in dematerialized form	Total shareholding as a percentage of total number of shares		Number of shares (VIII)	As a percentage (IX) = (VIII) / (IV) * 100
					As a percentage of (A+B) ¹ (VI)	As a percentage of (A+B+C) (VII)		
(A)	Promoter and Promoter Group ²							
(1)	Indian							
(a)	Individuals/Hindu Undivided Family	6	28498	28498	0.24	0.24	0	0.00
(b)	Central Government/State Government(s)	0	0	0	0.00	0.00	0	0
(c)	Bodies Corporate	8	7786792	7786792	65.71	65.71	0	0.00
(d)	Financial Institutions/Banks	0	0	0	0.00	0.00	0	0
(e)	Any Other (Total)	0	0	0	0.00	0.00	0	0
	Sub-Total (A)(1)	14	7815290	7815290	65.96	65.96	0	0.00
(2)	Foreign							
(a)	Individuals (Non-Resident Individuals/Foreign Individuals)	1	72825	72825	0.61	0.61	0	0.00
(b)	Bodies Corporate	3	278522	278522	2.35	2.35	0	0.00
(c)	Institutions	0	0	0	0.00	0.00	0	0.00
(d)	Qualified Foreign Investor	0	0	0	0.00	0.00	0	0.00
(e)	Any Other (Total)	0	0	0	0.00	0.00	0	0.00
	Sub-Total (A)(2)	4	351347	351347	2.97	2.97	0	0.00
	Total Shareholding of Promoter and Promoter Group (A) = (A)(1)+(A)(2)	18	8166637	8166637	68.92	68.92	0	0.00
(B)	Public shareholding ³							



(1) Institutions											
(a)	Mutual Funds/UTI	2	620	80	0.01	0.01	N.A.	N.A.			
(b)	Financial Institutions/Banks	14	3697	2634	0.03	0.03	N.A.	N.A.			
(c)	Central Government/State Government(s)	0	0	0	0.00	0.00	N.A.	N.A.			
(d)	Venture Capital Funds	0	0	0	0.00	0.00	N.A.	N.A.			
(e)	Insurance Companies	0	0	0	0.00	0.00	N.A.	N.A.			
(f)	Foreign Institutional Investors	2	288	128	0.00	0.00	N.A.	N.A.			
(g)	Foreign Venture Capital Investors	0	0	0	0.00	0.00	N.A.	N.A.			
(h)	Qualified Foreign Investor	0	0	0	0.00	0.00	N.A.	N.A.			
(i)	Any Other (Total)	0	0	0	0.00	0.00	N.A.	N.A.			
	Sub-Total (B)(1)	18	4605	2842	0.04	0.04	N.A.	N.A.			
(2) Non-institutions											
(a)	Bodies Corporate	420	593562	592470	5.01	5.01	N.A.	N.A.			
(b)	Individuals - i. Individual Shareholders Holding Nominal Share Capital Up To >Rs. 1 Lakh.	16427	1642019	1502533	13.86	13.86	N.A.	N.A.			
	Individuals - ii. Individual Shareholders Holding Nominal Share Capital In Excess Of Rs. 1 Lakh	18	956587	956587	8.07	8.07	N.A.	N.A.			
(c)	Qualified Foreign Investor	0	0	0	0.00	0.00	N.A.	N.A.			
(d)	Any Other (Total)	819	485994	473863	4.10	4.10	N.A.	N.A.			
(d1)	Non-Resident Individuals	814	306501	297220	2.59	2.59	N.A.	N.A.			
(d2)	The Custodian Special Court	1	2850	0	0.02	0.02	N.A.	N.A.			
(d3)	Trust	4	176643	176643	1.49	1.49	N.A.	N.A.			
	Sub-Total (B)(2)	17684	3678162	3525453	31.04	31.04	N.A.	N.A.			
	Total Public Shareholding (B) = (B)(1)+(B)(2)	17702	3682767	3528295	31.08	31.08	N.A.	N.A.			
	TOTAL (A)+(B)	17720	11849404	11694932	100.00	100.00			0		0.00




(C)	Shares held by Custodians and against which Depository Receipts have been issued	0	0	0	N.A.	0.00	N.A.	N.A.
C1	Promoter and Promoter Group	0	0	0	N.A.	0.00	N.A.	N.A.
C2	Public	0	0	0	N.A.	0.00	N.A.	N.A.
	GRAND TOTAL (A)+(B)+(C)	17720	11849404	11694932	N.A.	100.00	0	0.00

¹For determining public shareholding for the purpose of Clause 40A.


²For definitions of "Promoter" and "Promoter Group", refer to Clause 40A.

³For definitions of "Public Shareholding", refer to Clause 40A.




(D)(b) Statement showing Shareholding of persons belonging to the category "Promoter and Promoter Group"

Sr. No. (I)	Name of the shareholder (II)	Total Shares held		Shares pledged or otherwise encumbered			Details of warrants		Details of convertible securities		Total shares (including underlying shares assuming full conversion of warrants and convertible securities) as a % of diluted share capital (XIII)
		Number (IV)	as a % of grand total (A) + (B) + (C) (V)	Number (VI)	as a percentage (VII) = (VI) / (IV)*100	as a % of grand total (A) + (B) + (C) of sub-clause (I)(a) (VIII)	Number of warrants held (XI)	As a % total number of warrants of the same class (X)	Number of convertible securities held (XI)	As a % total number of convertible securities of the same class (XII)	
1	Shyam Sunder Bhartia	72825	0.61	0	0.00	0.00	0	0	0	0	0.61
2	Hari Shankar Bhartia	20873	0.18	0	0.00	0.00	0	0	0	0	0.18
3	Priyavrat Bhartia	253	0.00	0	0.00	0.00	0	0	0	0	0.00
4	Shamit Bhartia	6561	0.06	0	0.00	0.00	0	0	0	0	0.06
5	Kavita Bhartia	613	0.01	0	0.00	0.00	0	0	0	0	0.00
6	Aashti Bhartia	99	0.00	0	0.00	0.00	0	0	0	0	0.00
7	Arjun Shankar Bhartia	99	0.00	0	0.00	0.00	0	0	0	0	0.00
8	Jubilant Stock Holding Private Limited (Holding shares in 2 folios)	1329757	11.22	0	0.00	0.00	0	0	0	0	11.22
9	Vam Holdings Ltd. (Holding shares in 2 folios)	284070	2.40	0	0.00	0.00	0	0	0	0	2.40
10	Jubilant Capital Pvt. Ltd. (Holding shares in 3 folios)	1166600	9.85	0	0.00	0.00	0	0	0	0	9.85
11	Jubilant Securities P.Ltd (Holding shares in 3 folios).	1051075	8.87	0	0.00	0.00	0	0	0	0	8.87




12	Jayee Pvt. Ltd.	330	0.00	0	0.00	0.00	0	0	0	0	0	0	0	0.00
13	Nikita Resources Pvt. Ltd.	175227	1.48	0	0.00	0.00	0	0	0	0	0	0	0	1.48
14	Rance Investment Holdings Ltd	120000	1.01	0	0.00	0.00	0	0	0	0	0	0	0	1.01
15	Cumin Investments Ltd.	120000	1.01	0	0.00	0.00	0	0	0	0	0	0	0	1.01
16	Torino Overseas Limited	38522	0.33	0	0.00	0.00	0	0	0	0	0	0	0	0.33
17	Jubilant Infrastructure Limited	50000	0.42	0	0.00	0.00	0	0	0	0	0	0	0	0.42
18	Jubilant Empro Services Private Limited	3729683	31.48	0	0.00	0.00	0	0	0	0	0	0	0	31.48
	TOTAL	8166637	68.92	0	0.00	0.00	0	0	0	0	0	0	0	68.92



(D)(c) Statement showing Shareholding of persons belonging to the category "Public" and holding more than 1% of the total number of shares

Sr. No.	Name of the shareholder	Number of shares	Shares as a percentage of total number of shares {i.e., Grand Total (A)+(B)+(C) indicated in Statement at para (I)(a) above}	Details of warrants		Details of convertible securities		Total shares (including underlying shares assuming full conversion of warrants and convertible securities) as a % of diluted
				Number of warrants held	As a % total number of warrants of the same class	Number of convertible securities held	% w.r.t total number of convertible securities of the same class	
1	Jubilant Employees Welfare Trust	176340	1.49	0	0.00	0	0.00	0
2	Porinju V Veliyath	120000	1.01	0	0.00	0	0.00	0
	TOTAL	296340	2.50	0	0.00	0	0.00	0




(D)(c) Statement showing Shareholding of persons belonging to the category "Public" and holding more than 5% of the total number of shares

Sr. Name of the No. shareholder	Number of shares	Shares as a percentage of total number of shares {i.e., Grand Total (A)+(B)+(C) indicated in Statement at para (D)(a) above}	Details of warrants		Details of convertible securities		Total shares (including underlying shares assuming full conversion of warrants and convertible securities) as a % of diluted
			Number of warrants held	As a % total number of warrants of the same class	Number of convertible securities held	% w.r.t total number of convertible securities of the same class	
1	None	0.00	0	0.00	0	0.00	0.00
	TOTAL	0.00	0	0.00	0	0.00	0.00

(D)(d) Statement showing details of locked-in shares

Sr. No.	Name of the shareholder	PAN of the Shareholder	Number of locked-in shares	Locked-in shares as a percentage of total number of shares {i.e., Grand Total (A)+(B)+(C) indicated in Statement at para (D)(a) above}
1	Nil		0	0.00
	TOTAL		0	0.00



(II)(a) Statement showing details of Depository Receipts (DRs)

Sr. No.	Type of outstanding DR (ADRs, GDRs, SDRs, etc.)	Number of outstanding DRs	Number of shares underlying outstanding DRs	Shares underlying outstanding DRs as a percentage of total number of shares {i.e., Grand Total (A)+(B)+(C) indicated in Statement at para (I)(a) above}
	TOTAL	0	0	0.00

(II)(b) Statement showing holding of Depository Receipts (DRs), where underlying shares held by 'promoter/promoter group' are in excess of 1% of the total number of shares

Sr. No.	Name of the DR Holder	Type of outstanding DR (ADRs, GDRs, SDRs, etc.)	Number of shares underlying outstanding DRs	Shares underlying outstanding DRs as a percentage of total number of shares {i.e., Grand Total (A)+(B)+(C) indicated in Statement at para (I)(a) above}
	TOTAL	TOTAL	0	0.00

(III) (a) Statement showing the voting pattern of shareholders, if more than one class of shares/securities is issued by the issuer.

Not applicable, since the Company has not issued any class of securities other than Equity.

