


**Jubilant Industries Limited**  
**Regd. Off: Bhartiagram, Gajraula, Distt. Amroha-244 223 (U.P.)**  
**Statement of Standalone Unaudited Results for the Quarter Ended 30th June, 2013**

(₹ in Lacs)

S.No.	Particulars	Quarter Ended			Year Ended	
		June 30 (Unaudited)	March 31 (Audited)	June 30 (Unaudited)	March 31 (Audited)	
		2013	2013	2012	2013	
<b>PART I</b>						
1	<b>Income from operations</b>					
	a) Net sales/income from operations (Net of excise duty)	575	573	604		2,276
	b) Other operating income	2	2	2		11
	<b>Total income from operations (net)</b>	<b>577</b>	<b>575</b>	<b>606</b>		<b>2,287</b>
2	<b>Expenses</b>					
	a) Cost of materials consumed	198	182	197		777
	b) Purchases of stock-in-trade	-	-	15		15
	c) Change in inventories of finished goods, work-in-progress and stock-in-trade	40	24	4		(57)
	d) Employee benefits expense	28	25	22		100
	e) Depreciation and amortisation expense	3	4	3		13
	f) Other expenses	329	370	363		1,503
	<b>Total Expenses</b>	<b>598</b>	<b>605</b>	<b>604</b>		<b>2,351</b>
3	<b>Profit/(Loss) from operations before other income, finance costs and exceptional items (1 - 2)</b>	<b>(21)</b>	<b>(30)</b>	<b>2</b>		<b>(64)</b>
4	Other income	-	-	3		3
5	<b>Profit/(Loss) from ordinary activities before finance costs and exceptional items (3 + 4)</b>	<b>(21)</b>	<b>(30)</b>	<b>5</b>		<b>(61)</b>
6	Finance costs	-	-	-		-
7	<b>Profit/(Loss) from ordinary activities after finance costs but before exceptional items (5 - 6)</b>	<b>(21)</b>	<b>(30)</b>	<b>5</b>		<b>(61)</b>
8	Exceptional items	-	(17)	-		(17)
9	<b>Profit/(Loss) from ordinary activities before tax (7 - 8)</b>	<b>(21)</b>	<b>(13)</b>	<b>5</b>		<b>(44)</b>
10	Tax expense (net)	-	1	-		3
11	<b>Net Profit(Loss) from ordinary activities after tax (9 - 10)</b>	<b>(21)</b>	<b>(14)</b>	<b>5</b>		<b>(47)</b>
12	Extraordinary Items (net of tax expense)	-	-	-		-
13	<b>Net Profit/(Loss) for the period (11 - 12)</b>	<b>(21)</b>	<b>(14)</b>	<b>5</b>		<b>(47)</b>
14	Paid-up equity share capital (Face value per share ₹ 10)	1,185	1,185	1,185		1,185
15	Reserves (excluding revaluation reserve)	-	-	-		25,170
16	Earnings per share before and after extraordinary items (not annualised)					
	(a) Basic (₹)	(0.18)	(0.12)	0.04		(0.39)
	(b) Diluted (₹)	(0.18)	(0.12)	0.04		(0.39)
<b>PART II</b>						
<b>A PARTICULARS OF SHAREHOLDING</b>						
1	<b>Public shareholding</b>					
	- Number of shares (₹ 10 each)	4,160,530	4,160,530	4,160,530		4,160,530
	- Percentage of shareholding	35.11	35.11	35.11		35.11
2	<b>Promoters and Promoter Group Shareholding</b>					
	<b>a) Pledged/Encumbered</b>					
	- Number of shares	-	-	25,000		-
	- Percentage of shares (as a % of the total shareholding of promoter and promoter group)	-	-	0.33		-
	- Percentage of shares (as a % of the total share capital of the company)	-	-	0.21		-
	<b>b) Non-Encumbered</b>					
	- Number of shares	7,688,874	7,688,874	7,663,874		7,688,874
	- Percentage of shares (as a % of the total shareholding of promoter and promoter group)	100.00	100.00	99.67		100.00
	- Percentage of shares (as a % of the total share capital of the company)	64.89	64.89	64.68		64.89
<b>B INVESTOR COMPLAINTS</b>						
	Pending at the beginning of the quarter		Nil			
	Received during the quarter		1			
	Disposed of during the quarter		1			
	Remaining unresolved at the end of the quarter		Nil			



2

**Notes:**

1. The Company's operation comprises of IMFL business only. As such, there are no separate reportable business or geographical segments as per Accounting Standard 17 on "Segment Reporting".
2. The turnover of Indian Made Foreign Liquor (IMFL) Business, which was accounted for on net economic benefit principle in corresponding quarter of the previous year, has been accounted for on gross basis. Consequently, corresponding quarter of the previous year numbers have been recasted to conform to change of accounting treatment. However, there is no financial impact due to this change.
3. The Compensation Committee of the Board on 8th May, 2013 has granted 126279 Options to eligible Employees of the Company and its subsidiaries as per JIL Employees Stock Option Scheme 2013. Each option shall entitle the holder to acquire one equity share of ₹ 10 fully paid up at ₹ 108.10 being the market price as per SEBI guidelines.
4. Other Expenses includes ₹ 294.52 Lacs for the quarter ended 30th June, 2013 on account of Stores, Spares & Packing Material consumed.
5. The figures of the last quarter ended 31st March, 2013 are the balancing figures between audited figures in respect of full financial year (2012-13) and published year to date figures up to the third quarter of the said financial year.
6. Previous periods / year figures have been regrouped / reclassified, wherever necessary to conform to classification of current period.
7. The above unaudited financial results were, subjected to limited review by the Auditors of the Company, reviewed by the Audit Committee and approved by the Board of Directors at its meeting held on 31st July, 2013.

**For Jubilant Industries Limited**

**Place: Noida**

**Dated: 31st July, 2013**



**Hari S. Bhartia  
Chairman**



**Jubilant Industries Limited**  
**Regd. Off: Bhartiagram, Gajraula, Distt. Amroha-244 223 (U.P.)**  
**Statement of Consolidated Unaudited Results for the Quarter Ended 30th June, 2013**

( ₹ in Lacs)

S.No.	Particulars	Quarter Ended			Year Ended
		June 30 (Unaudited)	March 31 (Audited)	June 30 (Unaudited)	March 31 (Audited)
		2013	2013	2012	2013
<b>PART I</b>					
1	<b>Income from operations</b>				
	a) Net sales/income from operations (Net of excise duty)	22,010	22,500	24,590	100,163
	b) Other operating income	241	255	210	917
	<b>Total income from operations (net)</b>	<b>22,251</b>	<b>22,755</b>	<b>24,800</b>	<b>101,080</b>
2	<b>Expenses</b>				
	a) Cost of materials consumed	7,354	6,945	10,107	37,117
	b) Purchases of stock-in-trade	8,443	6,569	8,066	30,274
	c) Change in inventories of finished goods, work-in-progress and stock-in-trade	(1,213)	2,434	(2,562)	(834)
	d) Employee benefits expense	2,243	1,810	2,058	8,229
	e) Depreciation and amortisation expense	776	801	787	3,146
	f) Other expenses	5,665	5,238	6,269	23,921
	<b>Total Expenses</b>	<b>23,268</b>	<b>23,797</b>	<b>24,725</b>	<b>101,853</b>
3	<b>Profit/(Loss) from operations before other income, finance costs and exceptional items (1 - 2)</b>	<b>(1,017)</b>	<b>(1,042)</b>	<b>75</b>	<b>(773)</b>
4	Other income	4	16	19	38
5	<b>Profit/(Loss) from ordinary activities before finance costs and exceptional items (3 + 4)</b>	<b>(1,013)</b>	<b>(1,026)</b>	<b>94</b>	<b>(735)</b>
6	Finance costs	683	667	658	2,765
7	<b>Profit/(Loss) from ordinary activities after finance costs but before exceptional items (5 - 6)</b>	<b>(1,696)</b>	<b>(1,693)</b>	<b>(564)</b>	<b>(3,500)</b>
8	Exceptional items	-	-	125	-
9	<b>Profit/(Loss) from ordinary activities before tax (7 - 8)</b>	<b>(1,696)</b>	<b>(1,693)</b>	<b>(689)</b>	<b>(3,500)</b>
10	Tax expense (net)	-	1	-	3
11	<b>Net Profit(Loss) from ordinary activities after tax (9 - 10)</b>	<b>(1,696)</b>	<b>(1,694)</b>	<b>(689)</b>	<b>(3,503)</b>
12	Extraordinary Items (net of tax expense)	-	-	-	-
13	<b>Net Profit/(Loss) for the period (11 - 12)</b>	<b>(1,696)</b>	<b>(1,694)</b>	<b>(689)</b>	<b>(3,503)</b>
14	Share of Profit / (Loss) of Associates	-	-	-	-
15	Minority Interest	-	-	-	-
16	<b>Net Profit / (Loss) after taxes, minority interest and share of profit / (loss) of associates (13 - 14 - 15)</b>	<b>(1,696)</b>	<b>(1,694)</b>	<b>(689)</b>	<b>(3,503)</b>
17	Paid-up equity share capital (Face value per share ₹ 10)	1,185	1,185	1,185	1,185
18	Reserves (excluding revaluation reserve)	-	-	-	13,469
19	Earnings per share before and after extraordinary items (not annualised)				
	(a) Basic ( ₹ )	(14.31)	(14.30)	(5.81)	(29.56)
	(b) Diluted ( ₹ )	(14.31)	(14.30)	(5.81)	(29.56)
<b>PART II</b>					
<b>A PARTICULARS OF SHAREHOLDING</b>					
1	<b>Public shareholding</b>				
	- Number of shares ( ₹ 10 each)	4,160,530	4,160,530	4,160,530	4,160,530
	- Percentage of shareholding	35.11	35.11	35.11	35.11
2	<b>Promoters and Promoter Group Shareholding</b>				
	<b>a) Pledged/Encumbered</b>				
	- Number of shares	-	-	25,000	-
	- Percentage of shares (as a % of the total shareholding of promoter and promoter group)	-	-	0.33	-
	- Percentage of shares (as a % of the total share capital of the company)	-	-	0.21	-
	<b>b) Non-Encumbered</b>				
	- Number of shares	7,688,874	7,688,874	7,663,874	7,688,874
	- Percentage of shares (as a % of the total shareholding of promoter and promoter group)	100.00	100.00	99.67	100.00
	- Percentage of shares (as a % of the total share capital of the company)	64.89	64.89	64.68	64.89
<b>B INVESTOR COMPLAINTS</b>					
	Pending at the beginning of the quarter	Nil			
	Received during the quarter	1			
	Disposed of during the quarter	1			
	Remaining unresolved at the end of the quarter	Nil			



B

Notes:

1. The Company has opted, pursuant to the option available with clause 41 of the Listing Agreement, to publish Consolidated results for FY 2014. The Standalone results are available at Company's website, www.jubilantindustries.com, and on the website of the Stock Exchange, www.bseindia.com and www.nseindia.com. Key Standalone Financial information of the company is as under:

Particulars	Quarter Ended			Year Ended
	June 30	March 31	June 30	March 31
	2013	2013	2012	2013
	Unaudited	Audited	Unaudited	Audited
Total Income from operations*	577	575	606	2287
Profit/ (Loss) before Tax	(21)	(13)	5	(44)
Profit / (Loss) after Tax	(21)	(14)	5	(47)

\*The turnover of Indian Made Foreign Liquor (IMFL) Business, which was accounted for on net economic benefit principle in corresponding quarter of the previous year, has been accounted for on gross basis. Consequently, corresponding quarter of the previous year numbers have been recasted to conform to change of accounting treatment. However, there is no financial impact due to this change.

2. The Compensation Committee of the Board on 8th May, 2013 has granted 126279 Options to eligible Employees of the Company and its subsidiaries as per JIL Employees Stock Option Scheme 2013. Each option shall entitle the holder to acquire one equity share of ₹ 10 fully paid up at ₹ 108.10 being the market price as per SEBI guidelines.

3. During the quarter, Department of Fertilizers, Ministry of Chemicals and Fertilizers of Government of India, has issued an Office Memorandum dated 26th June, 2013 prescribing reference MRP for calculating net MRP under Nutrient - Based Subsidy (NBS) Policy applicable for 2013-14. The company has represented against the said Office Memorandum through Fertilizer Association of India (FAI). Pending disposal of the said representation, effect of the said office memorandum amounting to ₹ ( - ) 65.70 lacs (approx.) on Sales and Profit of the company, for the current quarter, has not been provided in the results.

4. The figures of the last quarter ended 31st March, 2013 are the balancing figures between audited figures in respect of full financial year (2012-13) and published year to date figures up to the third quarter of the said financial year.

5. Previous periods / year figures have been regrouped / reclassified, wherever necessary to conform to classification of current period.


6. The above unaudited financial results were, subjected to limited review by the Auditors of the Company, reviewed by the Audit Committee and approved by the Board of Directors at its meeting held on 31st July, 2013.

Place: Noida

Dated: 31st July, 2013

For Jubilant Industries Limited

  
Hari S. Bhartia  
Chairman




**Jubilant Industries Limited**

**Consolidated Unaudited Segment wise Revenue, Results & Capital Employed for the Quarter Ended 30th June, 2013  
(Under Clause 41 of the Listing Agreement)**

(₹ In Lacs)

S.No.	Particulars	Quarter Ended			Year Ended
		June 30 (Unaudited)	March 31 (Audited)	June 30 (Unaudited)	March 31 (Audited)
		2013	2013	2012	2013
<b>1</b>	<b>Segment Revenue</b>				
	a) Agri Products	3,675	5,455	6,274	27,522
	b) Performance Polymers	9,358	8,832	9,912	36,862
	c) Retail	8,977	8,213	8,404	35,779
	<b>Total</b>	<b>22,010</b>	<b>22,500</b>	<b>24,590</b>	<b>100,163</b>
	Less : Inter segment revenue	-	-	-	-
	<b>Net sales/Income from operations</b>	<b>22,010</b>	<b>22,500</b>	<b>24,590</b>	<b>100,163</b>
<b>2</b>	<b>Segment results (Profit(+)/(Loss)(-) before tax and interest from each segment)</b>				
	a) Agri Products	(353)	(106)	739	2,631
	b) Performance Polymers	1,459	1,318	1,495	5,337
	c) Retail	(1,791)	(1,848)	(1,827)	(7,403)
	<b>Total</b>	<b>(685)</b>	<b>(636)</b>	<b>407</b>	<b>565</b>
	Less: i) Interest (Finance Costs)	683	667	658	2,765
	ii) Other un-allocable expenditure (including exceptional items)	328	390	441	1,303
	Add: i) Un-allocable Income (including exceptional items)	-	-	3	3
	<b>Total Profit/(Loss) before tax</b>	<b>(1,696)</b>	<b>(1,693)</b>	<b>(689)</b>	<b>(3,500)</b>
<b>3</b>	<b>Capital Employed (Segment assets less Segment liabilities)</b>				
	a) Agri Products	13,468	11,324	10,710	11,324
	b) Performance Polymers	8,765	9,869	11,812	9,869
	c) Retail	14,130	14,687	16,474	14,687
	<b>Total capital employed in segments</b>	<b>36,363</b>	<b>35,880</b>	<b>38,996</b>	<b>35,880</b>
	Add: Un-allocable corporate assets less liabilities	1,254	1,394	143	1,394
	<b>Total capital employed in the Company</b>	<b>37,617</b>	<b>37,274</b>	<b>39,139</b>	<b>37,274</b>



2